

# Discretionary Managed Portfolio Service

## Enterprise Model

**December 2022**

### Key information

#### Model details

Launch date	1 January 2006
Minimum initial investment	£1,000
Rebalancing strategy (minimum)	Quarterly
Currency	£ GBP
Annual management charge	0.50%*
Ongoing charges figure ('OCF')	0.43%
Annual yield (current)	1.97%

\*Not including platform fees  
Source: FE Analytics as at 31.12.22

#### Investment update - December

Equity markets retreated in December in relatively thin trading. Interest rates rose by a further 0.5% in the US and UK. Inflation is receding slightly in most key regions as energy prices fall and supply chains ease. Global manufacturing backlogs are falling quite rapidly and delivery times are improving. Indeed, in the US, the Richmond Manufacturing Index (a key measure of manufacturing activity) indicated the first expansion since April. This is encouraging, albeit not yet sufficient to change the tightening stance of key developed market central banks who may also be looking for evidence of weaker labour markets before changing policy. In the UK, reported pay increases in the private sector and the expanding list of public sector workers taking industrial action is adding to concerns that wage increases could extend the period of heightened inflation. No changes were made to the strategy this month, which remains at the upper end of its corresponding Dynamic Planner risk profile. Equity market exposures have been maintained as the risks of exiting and re-entering markets may be greater than riding out further adjustment in asset prices. Our slight allocation to highly liquid alternative investment funds, that exhibit low levels of volatility, continue to act as an effective risk management tool. 2022 has seen markets attempt to price in a number of headwinds. However, the potential prospect of a significant decline in inflation over the next year, greater visibility on the likely peak in rates, and of an economic and earnings growth recovery into 2024, should provide a more favourable backdrop for markets in 2023.

#### Discretionary Managed Portfolio Service

The service consists of six actively managed investment models, offering lower cost access to our discretionary fund management capabilities, through the combination of active and passive collective investments. The service provides a solution that, when cost considerations are paramount, does not compromise on quality. Investment models are monitored by our central Investment Committee to ensure consistency of performance from one portfolio to another.

#### Investment objective

To build capital in real (inflation-adjusted) terms over the medium to longer term. Investors should expect a high correlation to stock market behaviour and rewards, and be entirely comfortable with substantial volatility and very limited protection in times of market weakness.

#### Risk profile

The model is managed in accordance with Dynamic Planner risk profile 7 (Highest Medium), with the model's expected volatility targeted to stay within the assigned Dynamic Planner risk profile's boundaries.

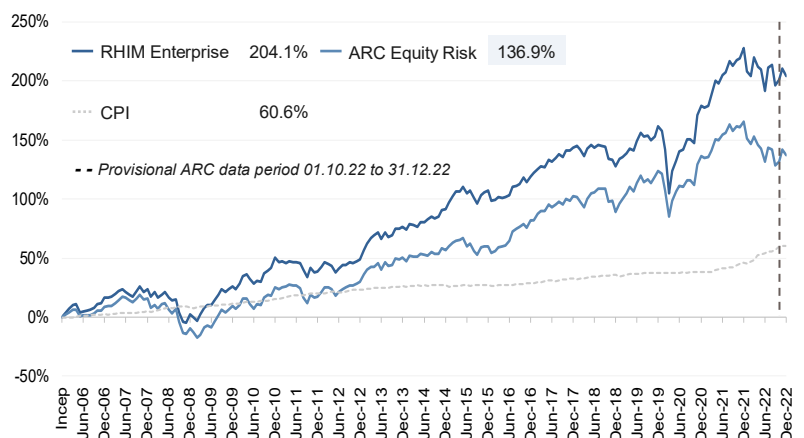
#### Discrete performance

	YTD	2021	2020	2019	2018	2017
RHIM Enterprise	-7.2%	17.5%	6.6%	14.9%	-6.5%	11.0%
ARC Equity Risk PCI	-10.9%	12.3%	5.8%	18.0%	-6.5%	11.4%
CPI	10.1%	5.4%	0.7%	1.3%	2.1%	2.9%

#### Cumulative performance

	1yr	3yr	5yr	10yr
RHIM Enterprise	-7.2%	16.3%	24.9%	104.0%

#### Inception performance



#### Annualised performance since inception

	Inception
RHIM Enterprise	6.8%
ARC Equity Risk PCI	5.2%
CPI	2.8%

Source: FE Analytics and Morningstar as at 31.12.22. Inception from 01.01.06.

RHIM performance is net of fund charges, but does not include RHIM discretionary management fees, nor fees that may be incurred through your financial adviser. Highlighted ARC PCI figure is provisional. Past performance is not a guide to future results. See full risk warning overleaf.

## About Richmond House

We launched our discretionary management service in 2006, and have navigated the portfolios through good times and bad. We're proud to say that we've protected our clients' capital and today we have around £200 million of funds under management.

We focus on both actively managed funds and lower cost passive funds where appropriate, taking a sensible approach and always maintaining our awareness of downside risks. Adopting a global view, we continually identify where the risks and opportunities lie.

We offer a range of model portfolios, and the discretionary powers of our specialist team allow us to make alterations to these quickly and efficiently. Each portfolio typically holds between 25 and 30 funds selected from the whole of the market, ensuring diversification across asset classes, countries and sectors.

We conduct our own fund research using specialist tools such as Morningstar, but we also take the opportunity to meet fund managers regularly face-to-face to ensure each fund continues to meet its objectives and remains appropriate to our clients' needs.

## Contact Richmond House


For further information on this model please contact us:

t: 0333 241 3350  
e: [info@richmondhouseim.co.uk](mailto:info@richmondhouseim.co.uk)

Premier House  
Argyle Way  
Stevenage  
Hertfordshire  
SG1 2AD

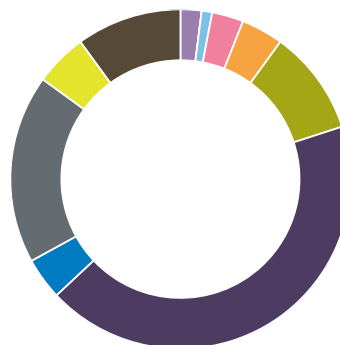
## Headline asset allocation and positioning

Summary of current Investment Committee positioning

	UW (-)	N (=)	OW (+)	Key
Fixed interest				 Current <b>UW (-)</b> Underweight <b>N (=)</b> Neutral <b>OW (+)</b> Overweight
Equities				
Property				
Alternative investments				
Cash				

- The strategies remain at the upper end of their corresponding Dynamic Planner risk profiles with good exposure to those parts of the world less likely to be exposed to the economic fall-out from war in Ukraine.
- We have reduced or removed entirely our exposure to Europe and increased our allocation to Asia-Pacific ex Japan, where fundamentals and valuations look fairly attractive, and policy is more supportive for risk assets.
- In our lower risk strategies, we continue to allocate to inflation-linked bond funds, actively managed strategic bond funds and 'market neutral' alternative investments, which continue to act as good portfolio stabilisers, diversifiers of risk and sources of return.
- Cash exposure remains low and there continues to be focus on high levels of liquidity in everything that we own.

## Model asset allocation



Sector	%
Cash	2
Strategic bonds	1
Alternatives	3
UK equity income	4
UK equity growth	10
US equity	43
European equity	4
Asia-Pacific ex Japan equity	18
Japanese equity	5
Thematic and global equity	10

Active/Passive split	%
Active funds	42
Passive funds	58

## Top 10 holdings

Holding	%	Holding	%
Artemis US Select	10	Fidelity Index US	7
Premier Miton US Opportunities	10	Fidelity Index Japan	5
HSBC Pacific Index	9	FTF ClearBridge Global Infrastructure Inc.	5
HSBC American Index	8	Ninety One Global Environment	5
Vanguard US Equity Index	8	Vanguard Pacific ex-Japan Index	5

As at 31.12.22

This document is issued and approved by Richmond House Investment Management Limited.

Past performance should not be seen as an indication of future performance. The price of shares/units and income from them may fall as well as rise and is not guaranteed. The models used are typical of portfolios managed by Richmond House Investment Management. Your actual portfolio may differ depending on your individual circumstances. Please note that the calculated OCF from FE Analytics may vary from that stated by your chosen platform provider.

Richmond House Investment Management Limited (No 114563) is authorised and regulated by the Financial Conduct Authority Registered in England at Premier House, Argyle Way, Stevenage, Herts, SG1 2AD. Tel 0333 2413350.